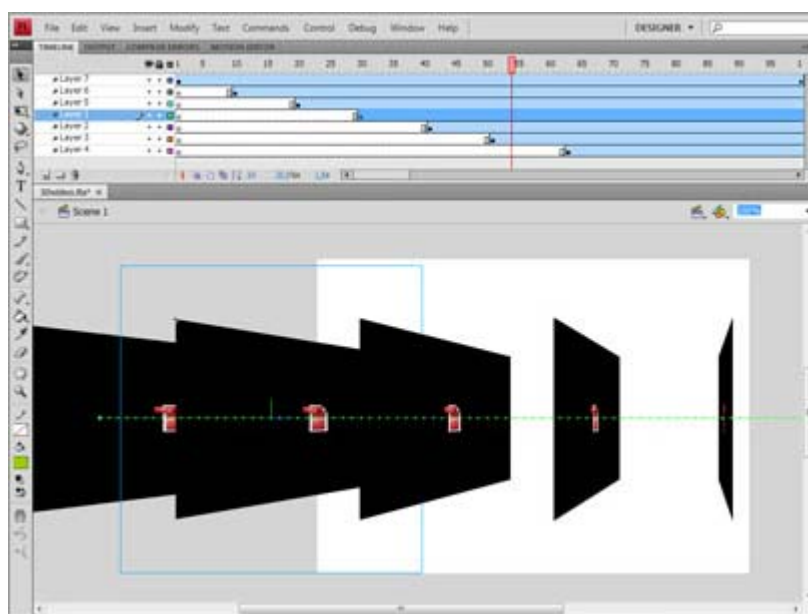


Flash is a household name when it comes to multimedia. Whether you're creating impartial movies, interactive demos, or cool web components, Flash is a solid basis on which to base your work.

## 1. Adobe Flash CS4 Tutorial Articles Collection

When I started to write for the communitymx.com, I got controlled with my big love of Flash. Thus, I started to write about the most sparkling new features in Flash CS4. A tutorial article for each feature. Below are a collection of these tutorials:



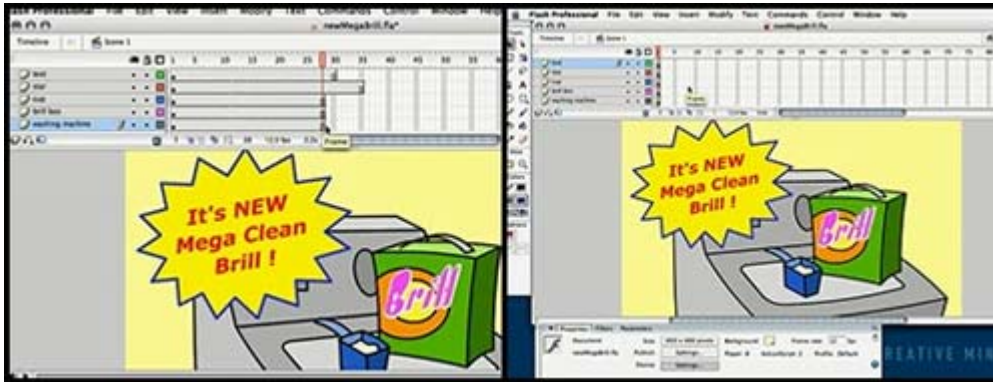
## 2. How To Add Frames In The Timeline Window - Flash Video Tutorial

In this video clip tutorial you will learn the following:

How to add frames to individual elements in Flash.

How to insert a frame using the menu in Flash.

How to manoeuver through the timeline window in Flash.



### 3. How To Prepare, Test And Publish A Movie

In this video clip tutorial you will learn how to prepare items in the timeline window before publishing a movie in Flash, how to test a completed movie in Flash, and how to preview a Flash movie in a browser for final testing.

This Flash video tutorial clip is in High Definition (HD). Benefits of HD include a 165% larger screen size for viewing on a computer monitor, crystal-clear image capture to easily read text and fine details, and higher frame rate support for smoother playback.



### 4. How To Set A Mute Sound Button

In this video clip tutorial you will learn the following:

How to set a mute sound button in Flash.

How to use the Behaviors Window to set common actions in Flash.

How to attach an action script to stop all sounds in Flash.



## 5. How To Create & Add A Simple Mask

In this video clip tutorial you will learn the following:

How to create and use a fill shape as a mask in Flash.

How to preview a mask in Flash.

How to use the timeline window to animate the mask in Flash.



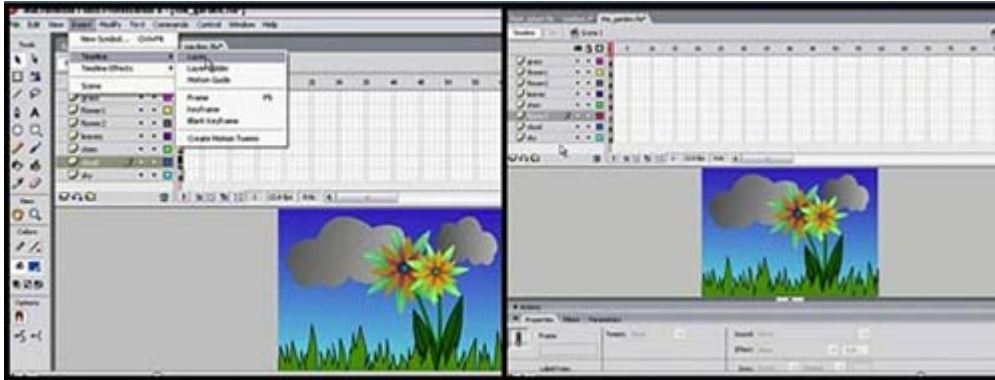
## 6. How To Make New Layers

In this video clip tutorial you will learn the following:

How to make a new layer in Flash.

How to rename and position a new layer in Flash.

How to work with the layers menu in Flash.



## 7. How To Import And Add Sound To A Movie

In this video clip tutorial you will learn the following:

How to import sounds and place them in the timeline in Flash.

How to preview a new imported sound in Flash.

How to add sound to a movie using the timeline window in Flash.



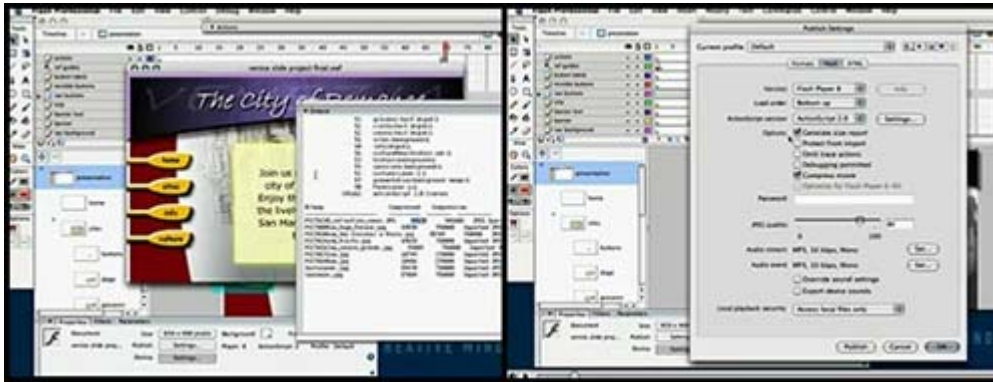
## 8. How To Work With The Size Report

In this video clip tutorial you will learn the following:

How to work with the Generate Size Report in Flash.

How to interpret the information generated in the Size Report in Flash.

How to double-check for certain elements that may create large files.



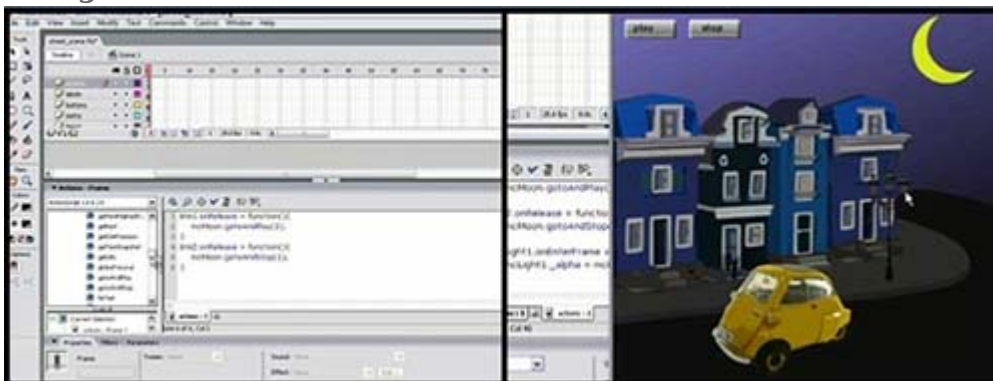
## 9. Using Event Handlers And Layers In A Flash Movie Clip

In this video clip tutorial you will learn the following:

Using `onEnterFrame` in Flash.

Working with layers in a Flash movie clip.

Using the Actions Panel to create a fade animation in a Flash movie clip.



## 10. How To Duplicate Multiple Graphics

In this video clip tutorial you will learn the following:

Using Action Script to create multiple objects.

How to use the String Function in Action Script in Flash.

How to create a duplicate movie statement in Flash.



## 11. How To Embed Fonts

In this video clip tutorial you will learn the following:

Using linkage properties to embed fonts in Flash.

Using the Actions Panel to work with fonts in Flash.

Setting up text fields to include fonts.



## 12. How To Create A Script To Generate Thumbnails

In this video clip tutorial you will learn the following:

How to create code to space out the thumbnails.

How to create a variable to control the thumbnails.

How to create a long strip of thumbnails next to each other.

