

Now a day's JavaScript and jQuery are using in design User Interface. Here are best javascript ui techniques for professional web designers and developers who are using these to make their designs more beautiful and interactive. JavaScript have a lot of galleries of special effects that can really improve the user's experience. We have needed to figure out more functionality and practical styling to provide a great user experience. In whole package we are listing CSS, JavaScript and jQuery examples for professional UI techniques.

Easy Image or Content Slider

[Easy Image or Content Slider](#)

Facelift Image Replacement

see facelift in **action**

Decorative

[Update It!](#)

Blackletter

[Update It!](#)

Script

[Update It!](#)

we've added facelift to some **websites**



download facelift **free!**

see facelift in **action**

Decorative

[Update It!](#)

Blackletter

[Update It!](#)

Script

[Update It!](#)

we've added facelift to some **websites**



download facelift **free!**

[mooSlide](#)

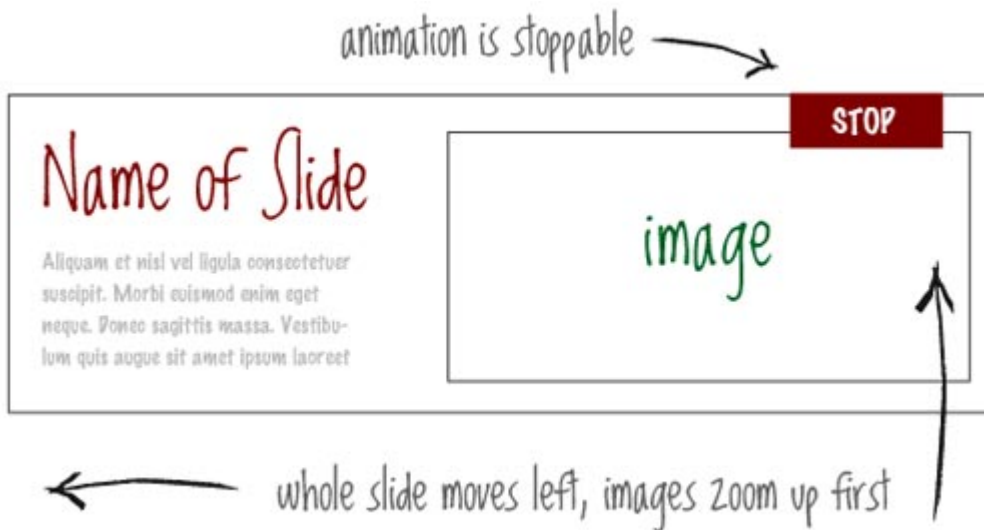
multiple mooSlides on a page

Here you can see that it's possible to call several sliders on a page. This slide takes mootools 1.11 as framework, this little class, and a little bit of CSS.

Implementation:

```
var px = new mooSlide2({ slideSpeed: 1700, fadeSpeed:
```

[Start/Stop Slider](#)

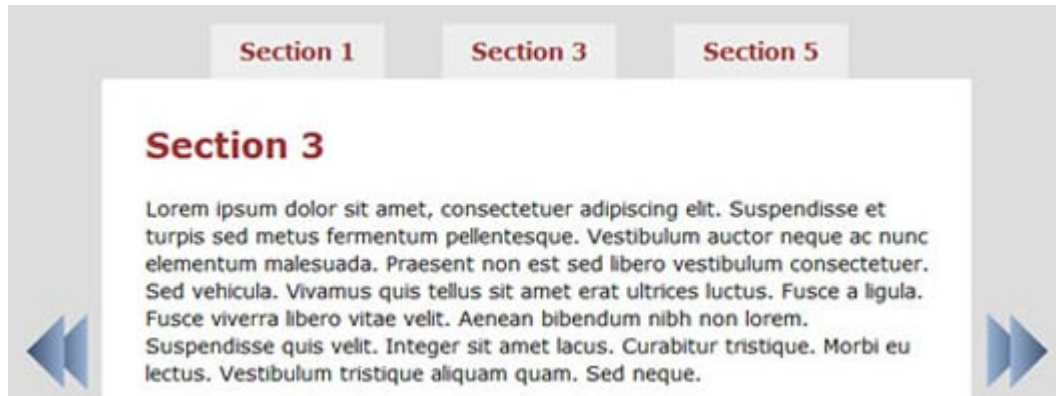


CSS Sprites2

6 Interesting online presentations for web developers



jQuery.SerialScroll



Agile Carousel



Banner Code Displayer Thing

You've been approved!

Congratulations, you've been approved to be an authorized Authentic Jobs affiliate!

Select a link option from the list below and we'll provide you with markup that contains your affiliate code.

CHOOSE YOUR LINK

Type & Size:

Code:

```
<a href="http://www.authenticjobs.com/?aff=55a96"></a>
```

Simply copy & paste this code into your web template. The html is already specially formatted to your affiliate account.



jParralax

webdev.stephband.info

jParallax

Download


- jquery.parallax.js [12k] 0.6 BETA

What does jParallax do?

Parallax turns a selected element into a 'window', or viewport, and all its children into absolutely positioned layers that can be seen through the viewport. These layers move in response to the mouse, and, depending on their dimensions (and options for layer initialization), they move by different amounts, in a parallax kind of way.

The diagram on the right illustrates what Parallax does to the html:

```
<ul id="parallax">  
  <li></li>  
  <li></li>  
</ul>
```



Here's a demonstration with some images:



Interesting [html FORM Validators](#) for web developers

User informations

Desired username :

The length is incorrect, it must be between 6 and 16 ✕

User informations

Desired username :

First name :

The length is incorrect, it must be between 6 and 16 ✕

livevalidation

validation as you

Javascript jQuery Hotkeys

jQuery Keypress Navigation

HOME (A) ABOUT (S) CONTACT (D) AWARDS (F) LINKS (G)

Welcome!

Thanks for taking the time to visit my site, it is greatly appreciated.
Navigate this page by either clicking on the links provided above or by pressing any of the keys in parenthesis.



js-hotkeys

JavaScript jQuery plugin for hooking keyboard events

Highlight Certain Number of Characters

Highlight 160 Characters

Pellentesque habitant morbi tristique senectus et netus et malesuada
fames ac turpis egestas. Vestibulum tortor quam, feugiat vitae,
ultrices eget, tempor sit amet, ante. Donec eu libero sit amet quam
egestas semper. Aenean ultricies mi vitae est. Mauris placerat eleifend
leo. Quisque sit amet est et sapien ullamcorper pharetra. Vestibulum



Beautiful datepickers and calendars for web developers

Alternate styling: dashboard

Date



Alternate styling: i-heart-ny (experimental)

Date



January, 2009 ▶						
S	M	T	W	T	F	S
28	29	30	31	1	2	3
4	5	6	7	8	9	10
11	12	13	14	15	16	17
18	19	20	21	22	23	24
25	26	27	28	29	30	31
1	2	3	4	5	6	7

28 January, 2009 ÷ 01 February, 2009



◀ December, 2008 ▶							◀ January, 2009 ▶								
wk	Mo	Tu	We	Th	Fr	Sa	Su	wk	Mo	Tu	We	Th	Fr	Sa	Su
49	1	2	3	4	5	6	7	1	29	30	31	1	2	3	4
50	8	9	10	11	12	13	14	2	5	6	7	8	9	10	11
51	15	16	17	18	19	20	21	3	12	13	14	15	16	17	18
52	22	23	24	25	26	27	28	4	19	20	21	22	23	24	25
1	29	30	31	1	2	3	4	5	26	27	28	29	30	31	1
2	5	6	7	8	9	10	11	6	2	3	4	5	6	7	8

Date:

January 2009						
Su	Mo	Tu	We	Th	Fr	Sa
				1	2	3
4	5	6	7	8	9	10
11	12	13	14	15	16	17
18	19	20	21	22	23	24
25	26	27	28	29	30	31

January 2009						
Su	Mo	Tu	We	Th	Fr	Sa
28	29	30	31	1	2	3
4	5	6	7	8	9	10
11	12	13	14	15	16	17
18	19	20	21	22	23	24
25	26	27	28	29	30	31
1	2	3	4	5	6	7

Alternate styling: dashboard

Date

Alternate styling: i-heart-ny (experimental)

Date

S	M	T	W	T	F	S
28	29	30	31	1	2	3
4	5	6	7	8	9	10
11	12	13	14	15	16	17
18	19	20	21	22	23	24
25	26	27	28	29	30	31
1	2	3	4	5	6	7

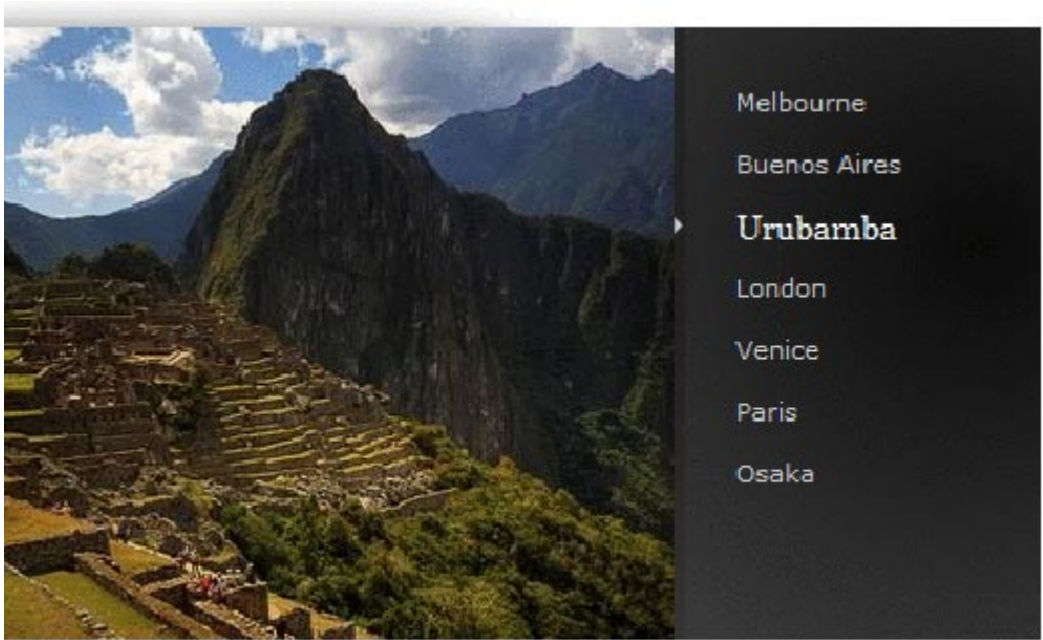
28 January, 2009 ÷ 01 February, 2009

December, 2008							January, 2009								
wk	Mo	Tu	We	Th	Fr	Sa	Su	wk	Mo	Tu	We	Th	Fr	Sa	Su
49	1	2	3	4	5	6	7	1	29	30	31	1	2	3	4
50	8	9	10	11	12	13	14	2	5	6	7	8	9	10	11
51	15	16	17	18	19	20	21	3	12	13	14	15	16	17	18
52	22	23	24	25	26	27	28	4	19	20	21	22	23	24	25
1	29	30	31	1	2	3	4	5	26	27	28	29	30	31	1
2	5	6	7	8	9	10	11	6	2	3	4	5	6	7	8

Date:

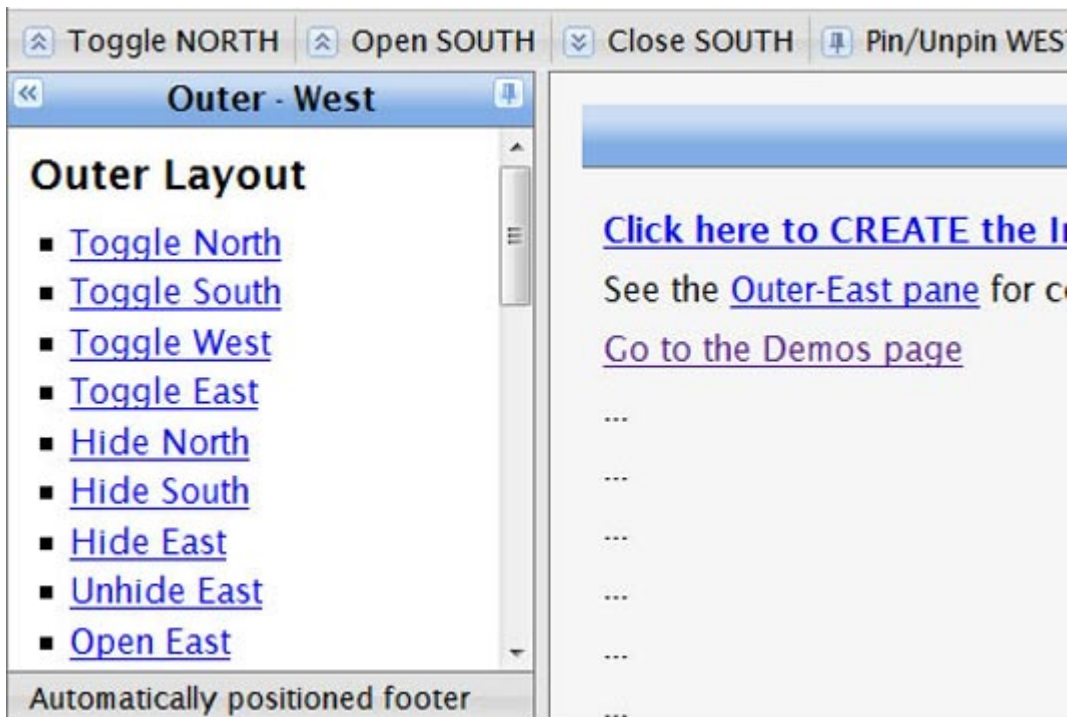
January 2009						
Su	Mo	Tu	We	Th	Fr	Sa
				1	2	3
4	5	6	7	8	9	10
11	12	13	14	15	16	17
18	19	20	21	22	23	24
25	26	27	28	29	30	31

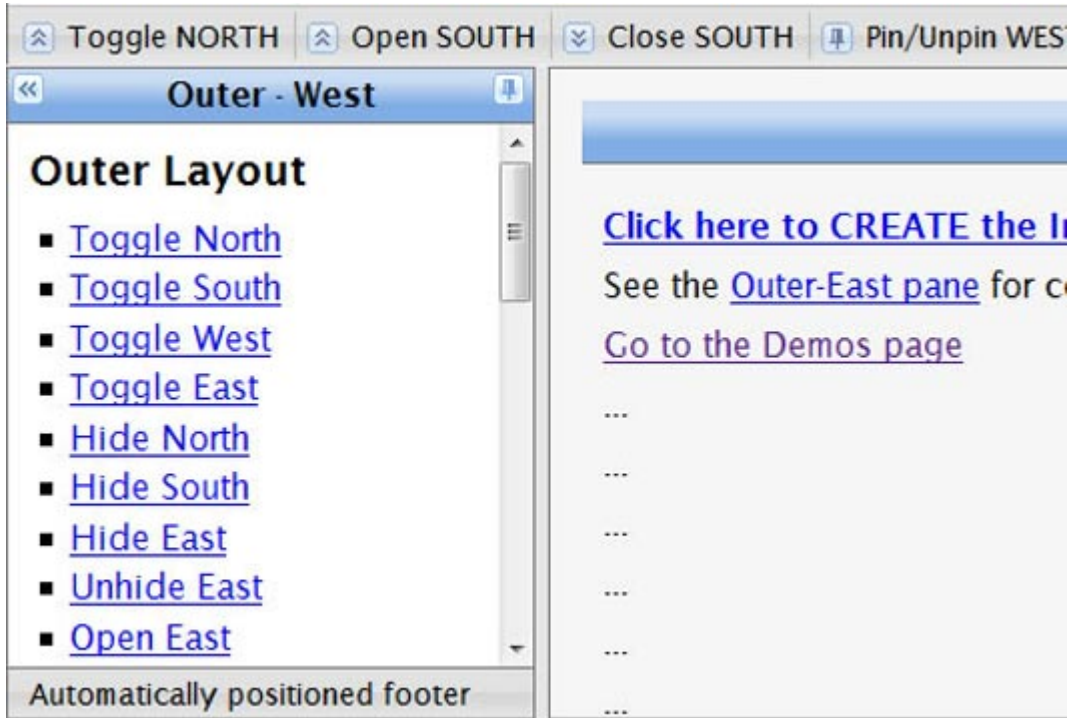
January 2009						
Su	Mo	Tu	We	Th	Fr	Sa
28	29	30	31	1	2	3
4	5	6	7	8	9	10
11	12	13	14	15	16	17
18	19	20	21	22	23	24
25	26	27	28	29	30	31
1	2	3	4	5	6	7



Animated JavaScript Slideshow

UI.Layout

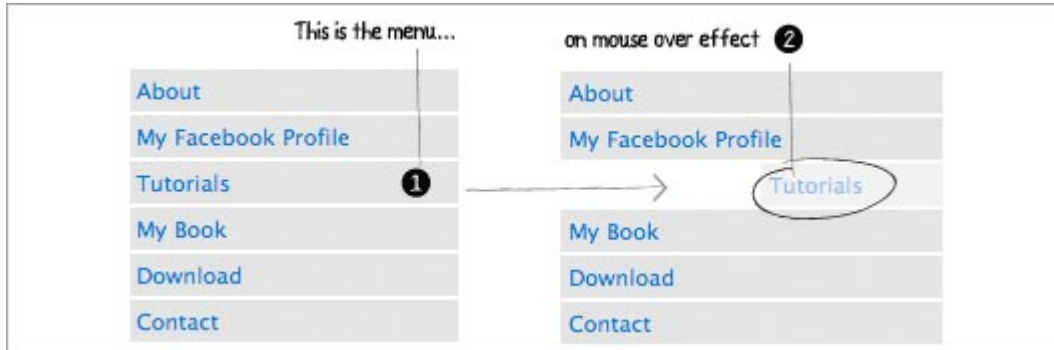




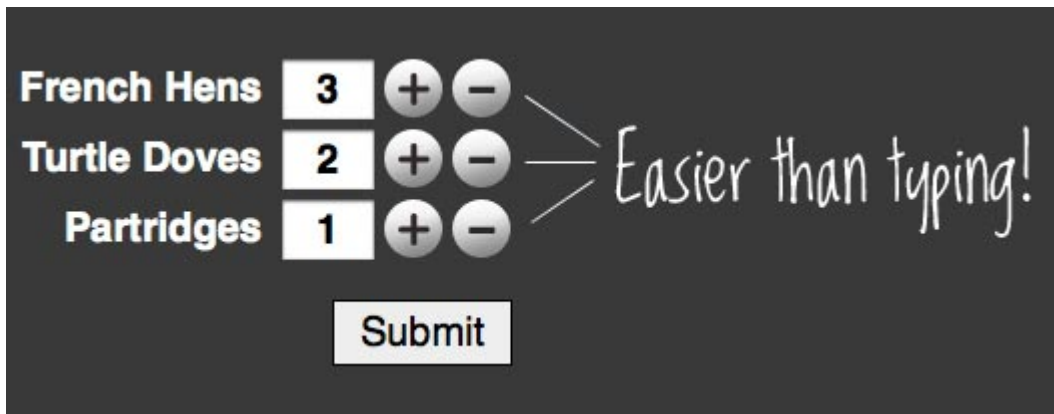
Auto-Moving Parallax Background



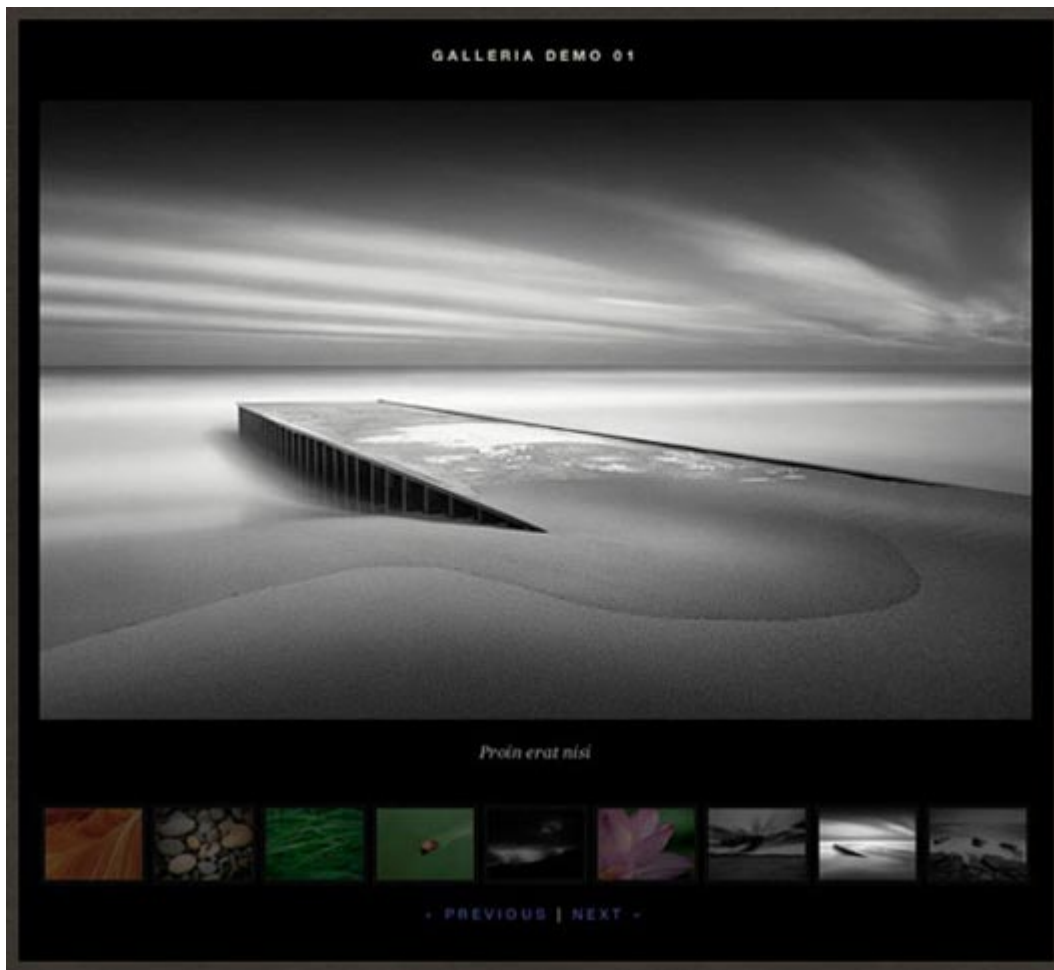
Nice vertical menu with motion and opacity effect



[Add \(+/-\) Button Number Incrementers](#)



[Galleria](#)



Using prototype.js to add record into database with ajax


Datejs




An open-source
JavaScript Date Library

[Image Upload and Auto Crop](#)

Create Thumbnail



Password Strength Meter

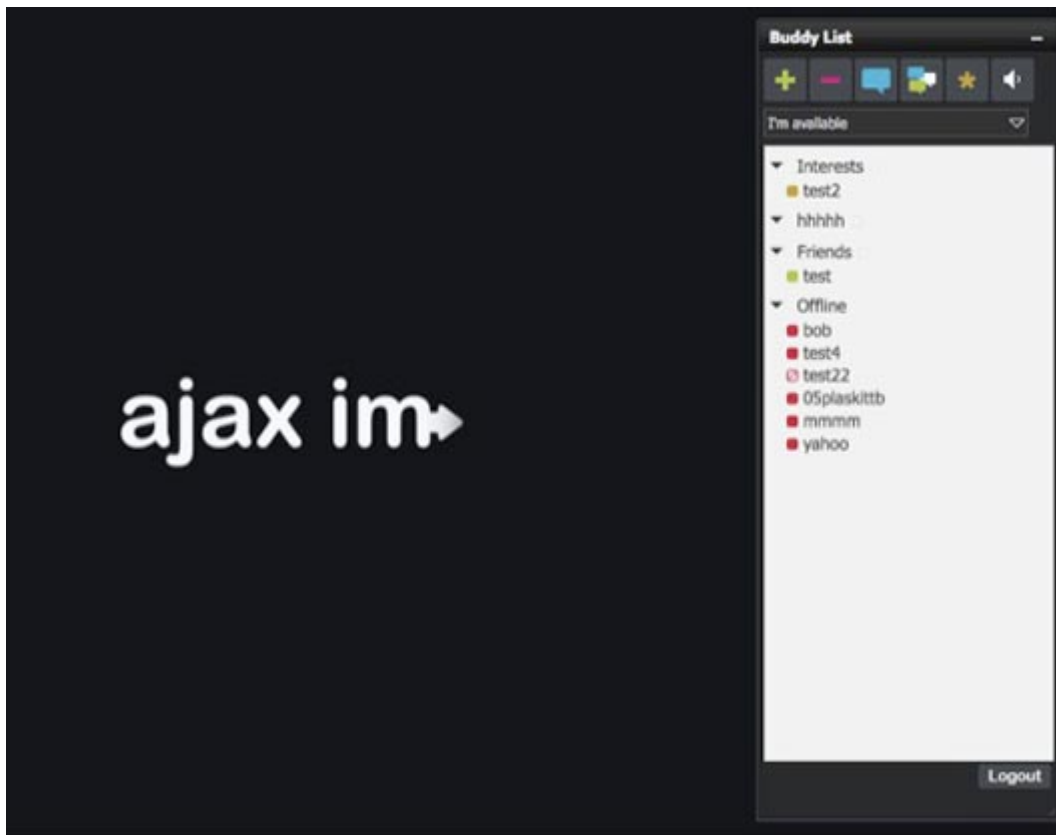


Dateslider improvements

Choose your dates!!



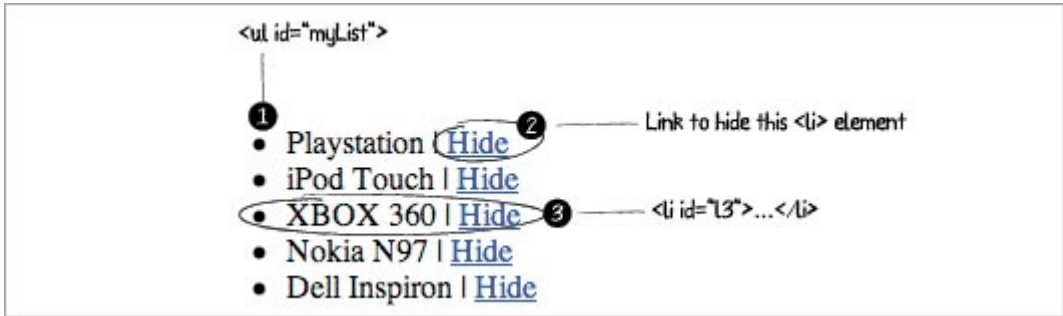
ajaxim



[SocialHistory.js](#)

Create a simple ul list with a nice slide-out effect for elements

Create a simple ul list with a nice slide-out effect for elements



jQuery Hover Sub Tag Cloud



Textboxlist Auto-Completion

FacebookList input

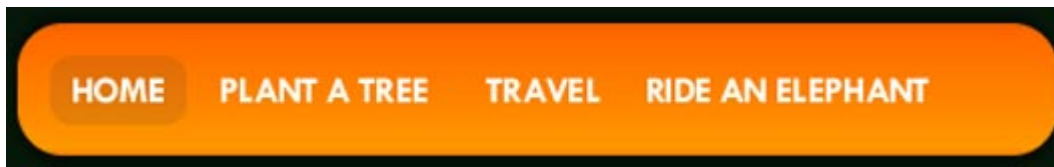
Jorge Luis Borges × Julio Cortazar × ma|

Manuel Mujica Lainez

Hector German Oesterheld

Manuel Puig

Mario Rodriguez Cobos



HOME

PLANT A TREE

TRAVEL

RIDE AN ELEPHANT

Month View Demo

MooGenda: a complete javascript json calendar based on MooTools

Week View Demo

MooGenda: my MooTools based Agenda
September, 2009

Sun	Mon	Tue	Wed	Thu	Fri	Sat
<	<	1 Lesson CSS Mac OS Mac OS title of	2 AIR what	3	4 Aptana	5 Mac OS
6	7	8	9	10	11	12 The
13 Find a	14	15	16	17	18	19
20	21 A TITLE	22 title no ti Using	23	24	25	26
27	28	29	30			

Day View Demo

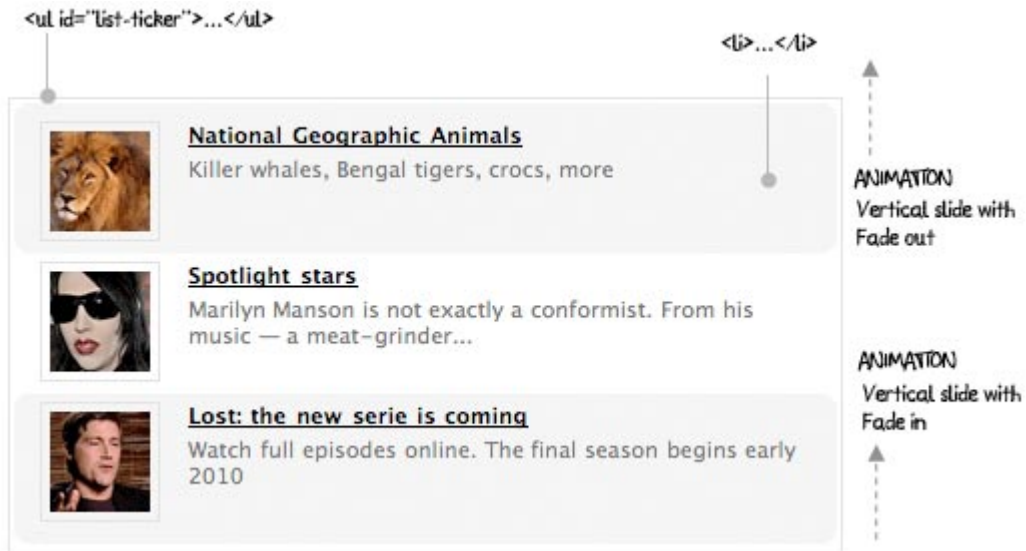
8:00					
			title no ti		
9:00					
			To find people you know who are already using		
10:00					
11:00					
			Using MacPorts: An Open Source		
12:00			Software Collecti		
			Google Maps per gli Stati Uniti compila informazioni provenienti da diverse fonti per offrire all'utente i migliori risultati. Le nostre voci combinano informazioni ricavate dalle ricerche sul Web, dati inviati direttamente dai proprietari di		
13:00					
14:00					
15:00					
16:00					
		A TITLE LONG FOR A LONG EVENT			
17:00					
		Share the Facebook experience with more of your friends. Use our			
18:00					
19:00					
20:00					
21:00					
22:00					
23:00					

6:00	
7:00	
8:00	
9:00	
10:00	
11:00	
12:00	
13:00	
14:00	
15:00	
16:00	
17:00	A TITLE LONG FOR A LONG EVENT
18:00	Share the Facebook experience with more of your friends. Use our
19:00	
20:00	
21:00	
22:00	
23:00	

[How to implement a Post-to-Wall Facebook-like using PHP and jQuery](#)



How to implement a news ticker with jQuery and ten lines of code



[addSizes.js: Snazzy automatic link file-size generation](#)



Natalie Downe

addSizes.js: Snazzy automatic link file-size generation

ONE YEAR AGO

Often in the development of a site I come across the need to display the size of a document next to the link targeting it. I also like to display the type of file the link targets, for example, when linking to pdfs, mp3s or Word documents.

These indications distinguish the 'attachment' link from a normal web link, whilst also giving the user some inkling of the time they will need to wait to view the resulting content.

So I was pretty excited when Simon bounded in from work and enthusiastically demonstrated [json-head](#), a Google App Engine application he built on the train home.

Every file on the web, be it a web page, a text file or whatever has HTTP headers associated with it. This is meta information about the file that is sent before the actual contents of the file itself. Included in this meta information is the size of the document.

You can call `json-head` with JavaScript (JSONP). It takes the URL of a file on the web and performs a HEAD request against it to return the headers and not the actual content itself. The application then returns this information in JavaScript object notation (JSON) to a callback function you have written.

[SamaxesJS is JavaScript Components](#)



samaxesjs

Set of JavaScript utilities and controls

- [Project Home](#)
- [Downloads](#)
- [Wiki](#)
- [Issues](#)
- [Source](#)

Summary | [Updates](#) | [People](#)

samaxesJS

samaxesJS is a set of JavaScript components and plugins.
It helps building rich interactive web applications and ease daily tasks.

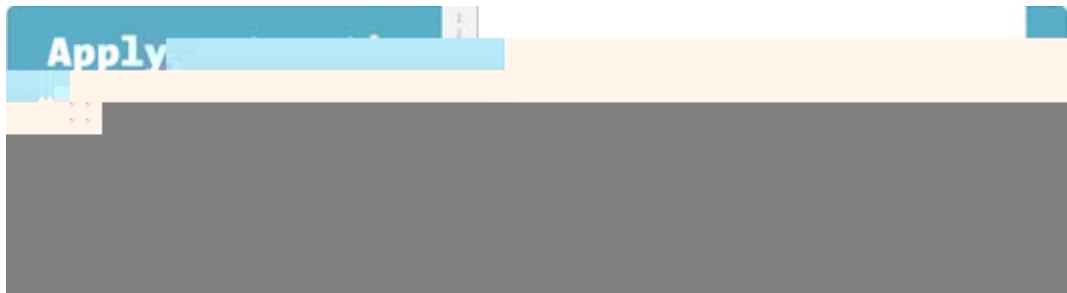
Standalone components

Component	Description	Wiki
samaxesjs.toc	The TOC control dynamically builds a table of contents from the headings in a document and prepends legal-style section numbers to each of the headings.	TableOfContents

jQuery plugins

Plugin	Description	Wiki
jquery.toc	The TOC plugin dynamically builds a table of contents from the headings in a document and prepends legal-style section numbers to each of the headings.	TableOfContentsPlugin
jquery.cssfloat	The CSS Float plugin is capable of detecting floating errors and adding a border to elements which should be cleared - but aren't.	CSSFloatPlugin

[MoreCSS.js](#)



[Creating a Slick Auto-Playing Featured Content Slider](#)

FEATURED CONTENT



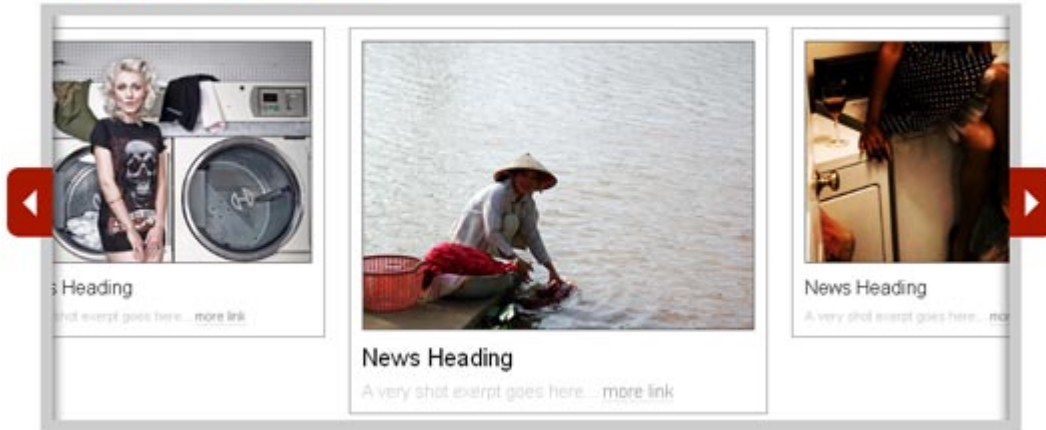
How to Cook a Scotch Egg

- 6 hard-boiled eggs, well chilled (i try to cook them to just past soft boiled stage, then stick them in the coldest part of the fridge to firm up)
- 1 pound good quality sausage meat (i used ground turkey meat, seasoned with sage, white pepper, salt and a tiny bit of maple syrup)
- 1/2 cup AP flour
- 1-2 eggs, beaten
- 3/4 cup panko-style bread crumbs
- Vegetable oil for frying



Moving Boxes

MOVING BOXES



Simple jQuery Dropdowns

Share this:

Facebook

LinkedIn

Pinterest

Google

Twitter

WhatsApp

More